

Faribault

County: Rice

City of Faribault

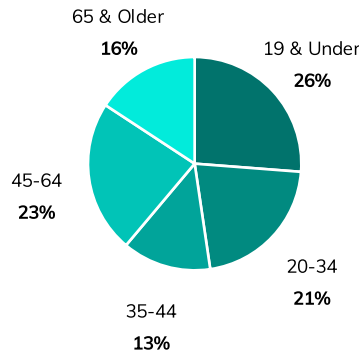
507-333-0376 | dkuennen@ci.faribault.mn.us



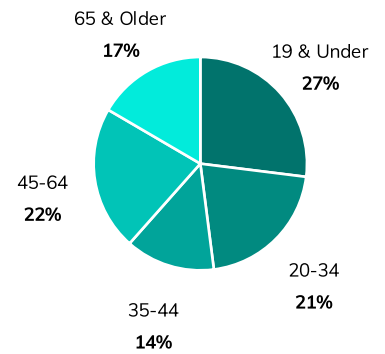
Source: ESRI®, 2022

Population

Population By Age 2022



Population By Age 2025



Population Overview

Population 2022:	24,746
Population 2025:	25,324
Female Population 2022:	11,425
Male Population 2022:	13,321
Diversity Index:	58

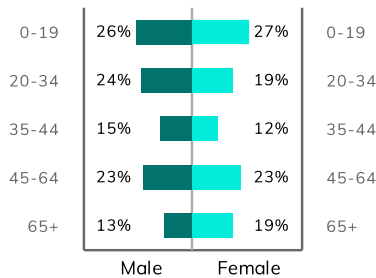
Population By Race

White:	72%
Black or African American:	17%
Hispanic or Latino:	14%
Some Other Race:	5%
Two or More Races:	3%
Asian:	2%
American Indian:	1%
Native Hawaiian or Pacific Islander:	Below 1%

Workforce

Total Workforce:	11,813
Employed:	96%
Unemployed:	4%


Age & Gender 2022




Median Age 2022




Households




Total Families



Average Daily Commute



Net Migration



Housing Overview

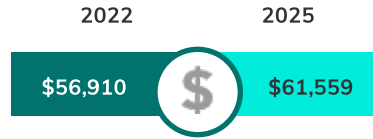
2022 Median Home Value:	\$178,170
2025 Median Home Value:	\$223,586
2022 Total Housing Units:	9,551
2022 Owner Occupied Units:	5,941
2022 Renter Occupied Units:	2,954
2022 Vacant Units:	656
2025 Total Housing Units:	9,855
2025 Owner Occupied Units:	6,274
2025 Renter Occupied Units:	2,954
2025 Vacant Units:	713

Employment by Industry


Manufacturing:	2,407
Health Care/Social Assistance:	1,882
Retail Trade:	1,602
Educational Services:	964
Construction:	801
Transportation/Warehousing:	579
Accommodation/Food Services:	506
Public Administration:	488
Professional/Scientific/Tech Services:	431
Finance/Insurance:	348
Admin/Support/Waste Management Services:	307
Other Services:	285
Wholesale Trade:	257
Arts/Entertainment/Recreation:	142
Real Estate/Rental/Leasing:	132
Agriculture/Forestry/Fishing/Hunting:	126
Information:	96
Utilities:	1
Management of Companies/Enterprises:	0
Mining/Quarrying/Oil & Gas Extraction:	0

Income

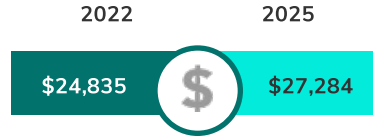
Median Household Income



Average Household Income



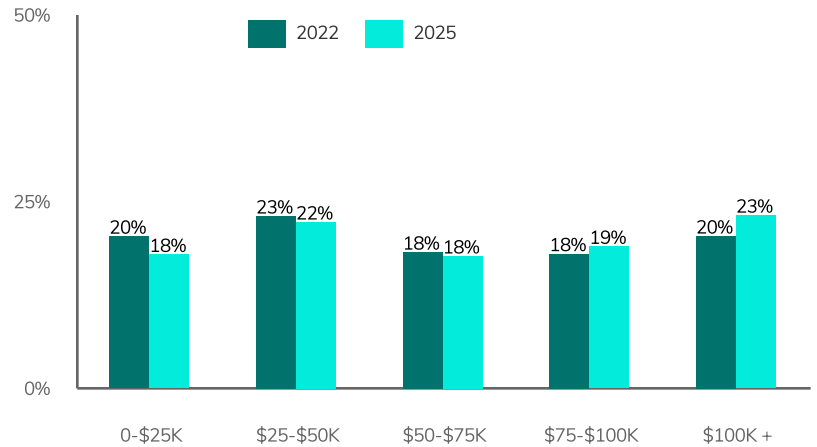
Per Capita Income



Income Growth


Per Capita Income Annual Growth Rate	1.9%
Median Household Income Annual Growth Rate	1.58%

Household Income Distribution

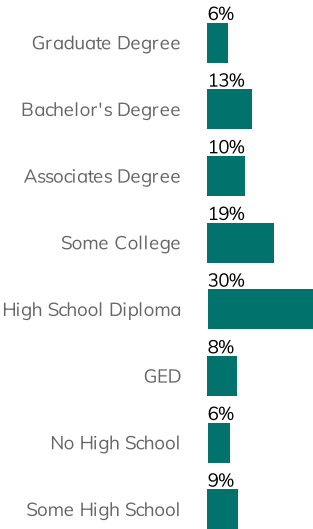


Education

Education Levels



Education Attainment 2022



Source: ESRI®, 2022